



Liebert®

ITA2™ UPS

5-20kVA

Compact, Efficient & Robust UPS

For Critical Applications



WE ARE VERTIV

Vertiv, formerly Emerson Network Power, designs, builds, and services mission critical technologies that enable vital applications for data centers, communication networks, and commercial & industrial environments.



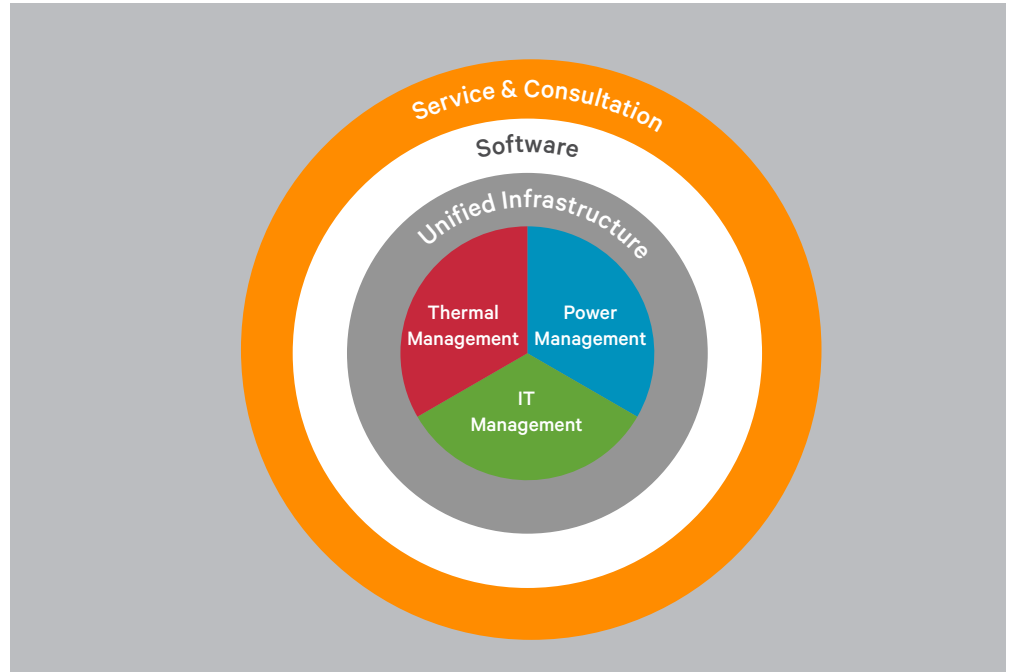
We support today's growing mobile and cloud computing markets with our portfolio of power, thermal and infrastructure management products, software and solutions, all complemented by our extensive global service network.

We help strengthen the world's most vital applications by bringing together global reach and local knowledge, and our decades-long heritage, including brands like ASCO, Chloride, Liebert, NetSure, and Trellis.

Vertiv

Your Vision, our Passion

With a unique combination of industry expertise, technology, and resources, our mission is to support and power mission-critical technologies that drive possibility.



ASCO®

Our global critical power switching, control, and management solutions, engineered to the most demanding specifications, ensures power, reliability, compliance and efficiency

Chloride®

Our global industrial power solutions meet the most demanding technical specifications and provide safe, reliable power- no matter the challenge

Liebert®

Our global power and thermal management solutions are some of the world's most efficient and reliable power and cooling technologies

NetSure™

Our global intelligently engineered DC power systems deliver high availability, energy efficiency, and scalability for converged networks

Trellis™

Our industry-leading software gives customers an integrated view of operations across IT and facilities resources, enabling better decisions that save time and money

In today's dynamic world, it is not enough for enterprises to have basic power protection. With digital trends constantly emerging and transforming the way you do business, business continuity is all the more vital. You simply cannot afford downtime in your critical system or waste time recovering these systems after a disruption. What you need is a robust, high-speed, reliable UPS system, which offers perennial, round-the-clock protection to diverse application needs.

Our Solution

The Liebert® ITA2™ is a fully-digital, highly reliable, double-conversion UPS solution that delivers clean and consistent power. This highly efficient solution is ideal for various deployments, whether it's IT racks, network closets, automation control system, and precision instruments to small-sized control rooms among other edge applications

- Cutting-edge design enables seamless integration into various ecosystems
- Tailored for global deployment in a low carbon, compact footprint

The ultimate level of engineering and dynamics that have gone beyond the development of this next-generation, innovative product facilitate top-notch availability and excellent performance at a low cost of ownership, giving you ultimate peace of mind.

Liebert® ITA2™ 5-20kVA



5-10kVA




16-20kVA

Application Areas


- Edge Networks
- Data Centers
- Automation industries
- Server Farms
- Workstations
- Telecom

Liebert ITA2:

Robust power protection solution in a compact package



Liebert ITA2™ 5-20kVA

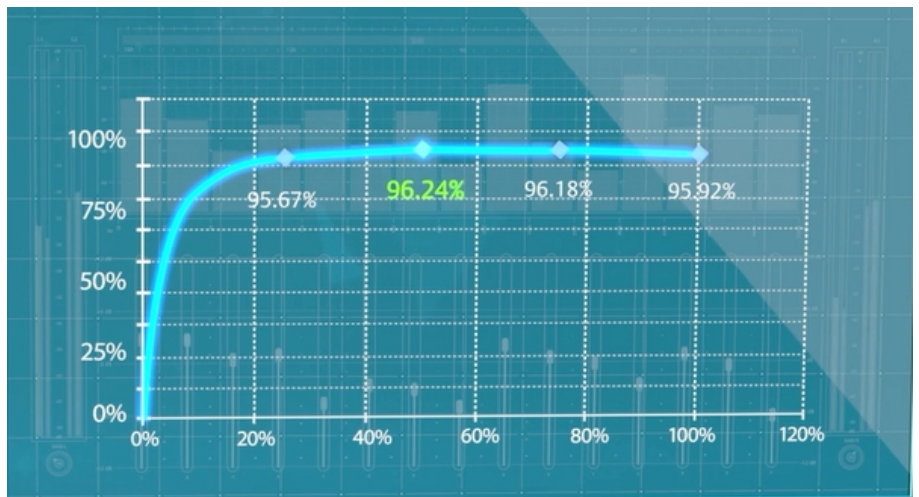


Key Features

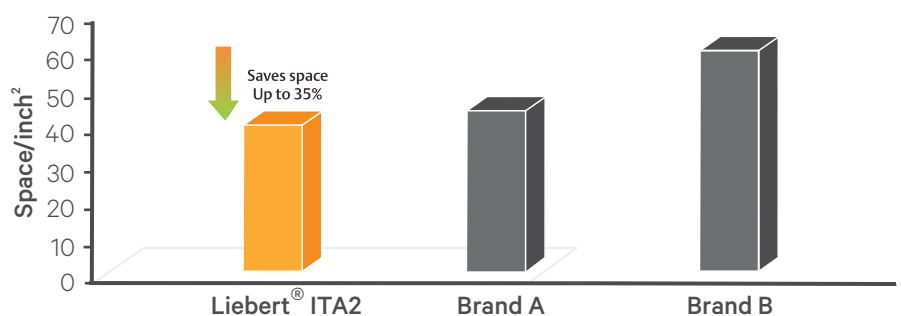
- Robust structure with cutting-edge channelized airflow design
- Wide input voltage range, making it immune to grid interference
- Programmable output outlets/ terminals with cascade protection to protect key devices during heavy load
- Integrated Ethernet port with HTTP protocol compatibility & streamlined remote monitoring
- Easy to install, repair and maintain
- Compliance with seismic conduction & vehicle carrying test
- Gravity sense LCD Display

The Most Efficient UPS

Liebert® ITA2™ offers best-in-class efficiency of up to 96.3% over a wide range of load conditions, resulting in significant OPEX cost savings. ITA2™'s integrated Smart Sleep technology in ECO mode provides a superlative efficiency of up 99%.



The Most Compact UPS





Dust-Proof Design

Available in different wattage variations, Liebert® ITA2™ is ideal in edge of networks, light industrial applications and data centers, blending easily into any virtualized environment and providing comprehensive power protection at lower operating costs.

Reliability in a Compact Footprint:

- Fully-digital control with high output voltage precision.
- Manages all the nine power problems including sagging, spikes and fluctuations.
- Built-in Ethernet port includes compatibility with intelligent cards (SIC card, RDU_SIC cards, etc.,) with browser support.
- Built-in-power charger for fast charging reduces battery charging time.
- Prolonged backup time through cascaded connection.
- Quality-tested for 1000 hours for extreme durability in stringent conditions, extreme tolerance even in

High Availability

Early Warning of UPS System Status:

Multiple audible and visual alarms immediately alert you to critical issues.

Periodic Battery Testing

Provides automatic and manual self-diagnostic battery testing for peace of mind to indicate if the battery is healthy.

Power-Factor Correction

Prevents noise, harmonics and distortion from being passed on to connected loads or from being fed back to the utility.

Lightning and Surge Protection

The transient voltage surge suppression circuitry inside the Liebert® ITA2™ provides additional protection for the connected equipment.

Wide Input Voltage Window

Prolongs battery life by allowing the UPS to maximize the use of utility power before transferring to battery

Liebert® ITA2™ UPS Optional Accessories

Accessories	Item code	Description
Battery option	ITA-BCI0020k02	Battery module with built-in 16-block 12V (9Ah) batteries
Communication option	RDU-SIC	RDU SIC card is used in the intellislot for monitoring
	UF-SNMP810	SIC card is used in the intellislot for monitoring
Temperature/Humidity sensor	IRM-S01T	Intelligent temperature sensor
	IRM-S02TH	Intelligent temperature/humidity sensor
POD	ITA-05K00POD01	Single POD (5kVA/6kVA with maintenance bypass)
	ITA-05K00POD02	1 + 1 POD (5kVA/6kVA with maintenance bypass)
	ITA-0K00POD01	1-in 1-out POD (10kVA with maintenance bypass)
	ITA-0K00POD02	1 + 1 POD (10kVA, 1-in 1-out with maintenance bypass)
	ITA-10K00POD03	Output distribution unit (10kVA)
	ITA-20K00POD01	Single POD (16kVA/20kVA with maintenance bypass)
ITA-20K00POD02	1 + 1 POD (16kVA/20kVA with maintenance bypass)	
Guide rail	GXT4-RMKIT1832	Guide rail for rack installation

Battery Backup Table

Model	Model Number	Backup Time									
		5kVA	4.5kVA	4kVA	3.5kVA	3kVA	2.5kVA	2kVA	1.5kVA	1kVA	0.5kVA
5kVA	1	5.5	6.5	7.5	9.5	11.5	15.0	20.5	30.0	49.5	103.5
	2	15.0	17.5	20.5	25.0	30.5	39.0	51.0	70.0	108.0	235.0
	3	27.0	31.0	36.0	42.5	51.0	63.0	80.5	110.0	177.0	368.5
	4	39.5	45.0	51.5	60.0	71.5	87.0	104.0	156.5	246.5	502.0
	5	51.5	58.0	66.5	77.0	91.5	111.5	146.0	203.5	316.0	635.5
	6	63.5	71.5	81.5	94.5	111.5	139.5	181.5	250.5	386.0	768.5

Model	Model Number	Backup Time									
		10kVA	9kVA	8kVA	7kVA	6kVA	5kVA	4kVA	3kVA	2kVA	1kVA
10kVA	2	4.0	4.5	6.0	8.0	11.5	15.0	20.5	30.5	51.0	108.0
	3	8.0	9.5	11.5	14.5	21.0	27.0	36.0	51.0	80.5	177.0
	4	12.5	15.0	18.0	22.0	31.0	39.5	51.5	71.5	110.5	246.5
	5	18.0	21.0	25.0	30.0	41.5	51.5	66.5	91.5	146.0	316.0
	6	23.5	27.0	32.0	38.5	51.5	63.5	81.5	111.5	181.5	386.0

Model	Model Number	Backup Time									
		16kVA	14.4kVA	12.8kVA	11.2kVA	9.6kVA	8kVA	6.4kVA	4.8kVA	3.2kVA	1.6kVA
16kVA	4	7.5	9.0	10.5	13.0	16.0	21.0	28.5	41.5	145.0	108.0
	6	14.0	16.0	19.0	24.5	28.5	36.5	48.0	66.5	233.5	177.0
	8	21.0	24.5	28.5	34.0	41.5	52.0	67.0	92.0	322.0	246.5
	10	28.5	33.0	38.5	45.5	54.5	67.0	86.0	118.5	410.5	316.0
	12	35.5	41.5	48.0	56.0	67.0	82.0	105.0	148.5	498.5	386.0

Model	Model Number	Backup Time									
		20kVA	18kVA	16kVA	14kVA	12kVA	10kVA	8kVA	6kVA	4kVA	2kVA
20kVA	4	5.5	6.5	7.5	9.5	11.5	15.0	21.0	31.0	51.5	111.0
	6	10.0	11.5	14.0	17.0	21.0	27.0	36.5	51.5	81.5	181.5
	8	15.0	17.5	21.0	25.5	31.0	39.5	52.0	72.0	112.0	252.5
	10	21.0	24.5	28.5	34.0	41.5	52.0	67.0	92.5	148.0	324.0
	12	27.0	31.5	36.5	43.0	52.0	64.0	82.0	112.5	184.0	395.0

Technical Specifications

Nominal Ratings(kVA)	5/6	10	16/20
Input parameters			
Nominal input voltage(V)	220/230/240VAC 1-Phase, 2Wire	220/230/240VAC 1-Phase, 2Wire 380/400/415VAC 3-Phase,4Wire	380/400/415VAC 3-Phase,4Wire
Input voltage range(V)	176-288VAC at full load; 100-176VAC at linear derating; 100VAC at half load		
Nominal input frequency(Hz)	50/60		
Input frequency range(Hz)	40-70		
Input power factor(kW/kVA)	0.99		
Current THD at full linear load(THDi%)	<5		
Battery			
DC Bus Voltage	140-240VDC	140-240VDC	288-480VDC
Battery Charger max. power (A)	= 5A (Long back-up model) = 2A (Standard model)	= 8A (Long back-up model) = 4A (Standard model)	= 13A (Long back-up model) = 5A (Standard model)
Output			
Nominal output voltage (V)	220/230/240 (1-phase)		220/230/240VAC (1-Phase), 380/400/415VAC (3-Phase)
Nominal output frequency (Hz)	50/60		
Rated power factor(kW/kVA)	Unity		
Voltage harmonic distortion(%)	<2% for Linear loads & <5% for Non-linear loads		
Overload capacity	At 25°C: 105% ~ 125%, 5min; 125% ~ 150%, 1min; 150%, 200ms		
Crestfactor	3:1		
Efficiency			
Online mode efficiency	Up to 95.5%	Up to 95.8%	Up to 96.2%
ECO mode efficiency	Up to 99%		
Dimensions and weight			
Dimensions (W x D x H) in mm	430x85x400	430x85x500	430x130x500
Weight(kg)	11	15	23
General			
Nosie at 1 m(dBA)	=55		=58
Operating temperature(°C)	0 ~ 50*		
Relative humidity (%RH)	5 ~ 95, non-condensing		
Altitude(m)	=3000m; derating when higher than 2000m		
General and safety requirements for UPS	IEC/EN 62040-1		
EMC requirements for UPS	IEC/EN 62040-2		
UPS classification according to IEC 62040-3	VFI-SS-111		

*Conditions apply

* Specification are subject to change without any further notification



VertivCo.com | Asia Pacific

© 2017 Vertiv Co. All rights reserved. Vertiv and the Vertiv logo are trademarks or registered trademarks of Vertiv Co. All other names and logos referred to are trade names, trademarks or registered trademarks of their respective owners. While every precaution has been taken to ensure accuracy and completeness herein, Vertiv Co. assumes no responsibility, and disclaims all liability, for damages resulting from use of this information or for any errors or omissions. Specifications are subject to change without notice.

ACP-EN-AP-1-1-0-17-4